





Triax declara que este producto es conforme con la directiva 2014/53/UE
Triax declares that this product is in accordance with 2014/53/UE directive
Triax déclare que ce produit est conforme à la directive 2014/53/UE



ARTU

BASES DE TOMA SERIE ARTU OUTLETS ARTU SERIES PRISES D'ARRIVÉE SÉRIE ARTU



Garras de fijación
Fixing hooks
Griffes fixation


Terminales de conexión
Terminals connection
Bornes de conexión

C1
Conector macho
Male connector
Connecteur mâle

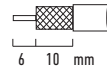
C2
Conector hembra
Female connector
Connecteur femelle

Brida basculante de amarre
Mooring swing clamp
Bride d'amarriage

Preparación del cable
Preparing the cable
Préparation du câble



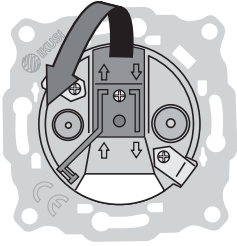
Vista posterior
Rear view
Vue arrière



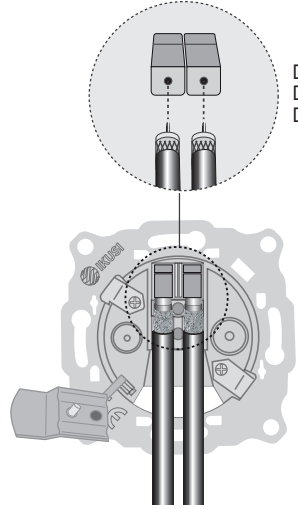

Conexión del cable en la base de toma ARTU

Connecting the cable to the ARTU outlet

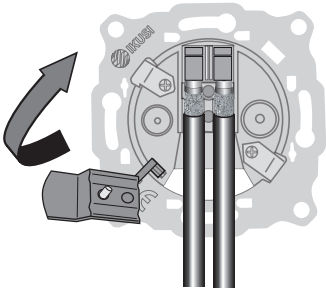
Connexion du câble à la prise d'arrivée ARTU




Abrir la brida de amarre
Open the mooring clamp
Ouvrez la pince d'amarrage



Introducir el conductor interno del cable
Insert the internal conductor of the cable
Insérez le conducteur interne du câble

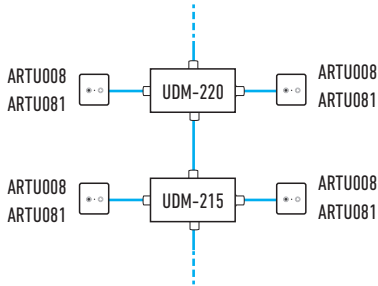
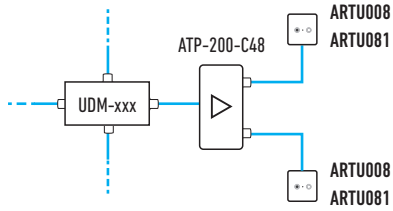
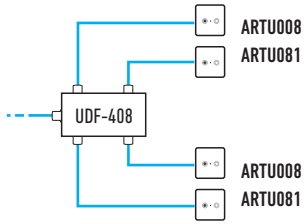


Cerrar la brida de amarre
Close the clamp
Fermer la pince d'amarrage

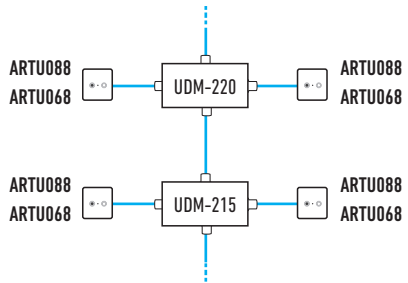
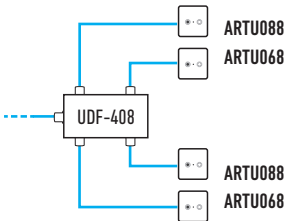


Apretar el tornillo
Tightening the screw
Serrer la vis

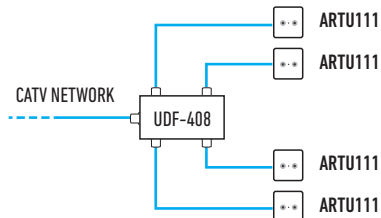
Instalaciones MATV



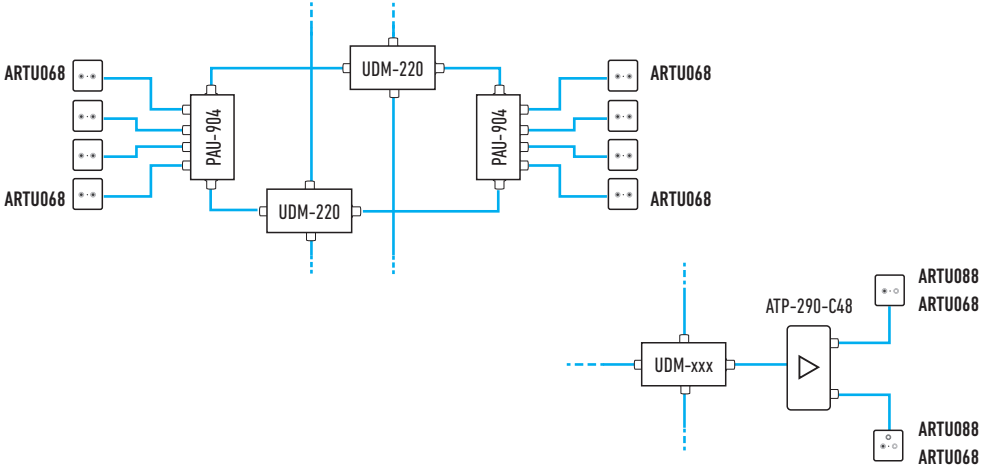
Instalaciones SMATV



Instalaciones CATV



Instalaciones ICT



Instalaciones SMATV

